

C3446a - MARABOON TAVERN, EMERALD - 2025 ALTERATIONS


C3446a-0002(A).xls

ELECTRICAL EQUIPMENT SCHEDULE

REVISION A - 03 MARCH 2025

THE LIGHT FITTING SUPPLIER CONTACT DETAILS MAY BE AVAILABLE ON THE EDG WEBSITE VIA THE FOLLOWING LINK
www.edg.net.au/Links/Lighting.htm

TYPE	LAMPS	DESCRIPTION	COLOUR / ACCESSORY	CATALOGUE No	REV
L1	36W LED 4000K	1200 LONG SURFACE MOUNTED IP65 DIFFUSED BATTEN C/W INTEGRAL ELECTRONIC CONTROL GEAR AND SENSOR	LIGHT GREY	EQUAL TO GAMMA STORM 1558-CCT-36W MS	A
L2	22W 3000K LED	ADJUSTABLE IP65 FLOOD LIGHT C/W INTEGRAL DRIVER MOUNTED AT HIGH LEVEL ON THE POST TO ILLUMINATE THE PLAY GROUND	BLACK	GAMMA ILLUMINATION VIXO 1120-VWFL-3K-22W	A
L3	EXISTING POST MOUNTED LIGHT. CONFIRM IN WRITING THE COLOUR TEMPERATURE OF THE LIGHT SOURCE.				A
L4	22W 3000K LED	ADJUSTABLE IP65 FLOOD LIGHT C/W INTEGRAL DRIVER MOUNTED AT 3000 AFFL ON THE POST TO ILLUMINATE INTO THE TREE CANOPY	BLACK	GAMMA ILLUMINATION VIXO 1120-VWFL-3K-22W	A
L5	22W 3000K LED	ADJUSTABLE IP65 FLOOD LIGHT C/W INTEGRAL DRIVER MOUNTED AT HIGH LEVEL ON THE POST TO ILLUMINATE THE GROUND	BLACK	GAMMA ILLUMINATION VIXO 1120-VWFL-3K-22W	A
L6	1w 2200K FANCY ROUND CLEAR	SUSPENDED 24V AV FESTOON LAMP SYSTEM C/W COPPER SHADE REMOTE TRANSFORMERS AS REQUIRED 900MM LAMP SPACING PROVIDE A STAINLESS STEEL WIRE SUPPORT SYSTEM CONFIRM THE SUSPENSION HEIGHTS ON SITE WITH THE ARCHITECT	BLACK CABLE BASES & COPPER SHADE	FIRE FLY FC3-90-BL + FCA-CS	A
L7	0.5w 2200K FANCY ROUND CLEAR	SUSPENDED 24V AV FESTOON LAMP SYSTEM C/W REMOTE TRANSFORMERS AS REQUIRED 500MM LAMP SPACING PROVIDE A STAINLESS STEEL WIRE SUPPORT SYSTEM	BLACK CABLE & BASES	FIRE FLY FC1-50-BL	A
L8	880LM /M 3000K 24V LED	LED STRIP LIGHT IN A SCREW FIXED EXTRUSION C/W OPAL DIFFUSER MOUNTED IN THE BAR COUNTER PELMET AS PER THE ARCHITECTURAL DETAIL. PROVIDE EACH GROUP OF L8 STRIP WITH A REMOTE POWER SUPPLY LOCATED IN A CONCEALED ACCESSIBLE POSITION NOTED ON THE AS CONSTRUCTED DOCUMENTS.	NATURAL	MELEC ML-ALU-1407-2M - ML-VLCRI-14.4-WW	A
L9	880LM /M 3000K 24V LED	LED STRIP LIGHT IN A SCREW FIXED EXTRUSION C/W OPAL DIFFUSER MOUNTED IN THE BARS CENTRAL ISLAND JOINERY AS PER THE ARCHITECTURAL DETAIL. PROVIDE EACH GROUP OF L9 STRIP WITH A REMOTE POWER SUPPLY LOCATED IN A CONCEALED ACCESSIBLE POSITION NOTED ON THE AS CONSTRUCTED DOCUMENTS.	NATURAL	MELEC ML-ALU-1407-2M - ML-VLCRI-14.4-WW	A



ELECTRICAL DESIGN GROUP

ELECTRICAL BUILDING SERVICES CONSULTANTS

P.O. Box 15, SHERWOOD Q. 4075

Phone: (07) 3278 4375 Fax: (07) 3716 0222

Web Site: www.edg.net.au Email: brisbane@edg.net.au

C3446a - MARABOON TAVERN, EMERALD - 2025 ALTERATIONS

C3446a-0002(A).xls

ELECTRICAL EQUIPMENT SCHEDULE


REVISION A - 03 MARCH 2025

THE LIGHT FITTING SUPPLIER CONTACT DETAILS MAY BE AVAILABLE ON THE EDG WEBSITE VIA THE FOLLOWING LINK
www.edg.net.au/Links/Lighting.htm

TYPE	LAMPS	DESCRIPTION	COLOUR / ACCESSORY	CATALOGUE No	REV
L10	2700K LED	DECORATIVE BAR COUNTER PENDANT CONFIRM THE DROPPER LENGTH ON SITE WITH THE ARCHITECT	TBA	TBA	A
L11	13W 3000K LED	RECESSED DOWNLIGHT C/W REMOTE DRIVER	WHITE TRIM	EQUAL TO GAMMA ILLUMINATION CIMI 1094-FL-3K-13W	A
L12	13W 3000K LED	RECESSED ADJUSTABLE DOWNLIGHT C/W REMOTE DRIVER	WHITE TRIM	EQUAL TO GAMMA ILLUMINATION MYLO 1004-FL-3K-13W	A
L13	2700K LED	DECORATIVE PENDANT WITH A SHADE REFLECTING THE EXTERNAL FESTOON SHADE IN COLOUR AND STYLE CONFIRM THE DROPPER LENGTH ON SITE WITH THE ARCHITECT	TBA	TBA	A
POLE 1		EXISTING LIGHTING POLE TO BE RETAINED AS IS			A
POLE 2		EXISTING LIGHTING POLE TO BE RETAINED AS IS			A
POLE 3		EXISTING PLAYGROUND TALL POLE TO BE RETAINED AS IS			A
POLE 4		EXISTING PLAYGROUND SHORT POLE TO BE RETAINED AS IS			A
POLE 5		EXISTING PLAYGROUND TALL POLE TO BE RETAINED AS IS			A
POLE 6		EXISTING PLAYGROUND SHORT POLE TO BE RETAINED AS IS			A
POLE 7		NEW POWDER COATED BLACK SQUARE POLE C/W BASEPLATE AND RAGBOLT CONCRETE FOOTING . THE POLE SIZE AND HEIGHT IS TO MATCH THE EXISTING POLE 3. PROVIDE SHOP DRAWINGS OF THE POLE AND FOOTING FOR APPROVAL.			A
POLE 8		NEW POWDER COATED BLACK SQUARE POLE C/W BASEPLATE AND RAGBOLT CONCRETE FOOTING . THE POLE SIZE AND HEIGHT IS TO MATCH THE EXISTING POLE 3. PROVIDE SHOP DRAWINGS OF THE POLE AND FOOTING FOR APPROVAL.			A
POLE 9		NEW POWDER COATED BLACK SQUARE POLE C/W BASEPLATE AND RAGBOLT CONCRETE FOOTING . THE POLE SIZE AND HEIGHT IS TO MATCH THE EXISTING POLE 3. PROVIDE SHOP DRAWINGS OF THE POLE AND FOOTING FOR APPROVAL.			A
POLE 10		NEW POWDER COATED BLACK SQUARE POLE C/W BASEPLATE AND RAGBOLT CONCRETE FOOTING . THE POLE SIZE AND HEIGHT IS TO MATCH THE EXISTING POLE 3. PROVIDE SHOP DRAWINGS OF THE POLE AND FOOTING FOR APPROVAL.			A

C3446a-0002(A).xls

Pages inc. any attach. 2 of 7



C3446a - MARABOON TAVERN, EMERALD - 2025 ALTERATIONS


C3446a-0002(A).xls

ELECTRICAL EQUIPMENT SCHEDULE

REVISION A - 03 MARCH 2025

THE LIGHT FITTING SUPPLIER CONTACT DETAILS MAY BE AVAILABLE ON THE EDG WEBSITE VIA THE FOLLOWING LINK
www.edg.net.au/Links/Lighting.htm

TYPE	LAMPS	DESCRIPTION	COLOUR / ACCESSORY	CATALOGUE No	REV
POLE 11		NEW POWDER COATED BLACK SQUARE POLE C/W BASEPLATE AND RAGBOLT CONCRETE FOOTING . THE POLE SIZE AND HEIGHT IS TO MATCH THE EXISTING POLE 3. PROVIDE SHOP DRAWINGS OF THE POLE AND FOOTING FOR APPROVAL.			A
POLE 12		NEW POWDER COATED BLACK SQUARE POLE C/W BASEPLATE AND RAGBOLT CONCRETE FOOTING . THE POLE SIZE AND HEIGHT IS TO MATCH THE EXISTING POLE 3. PROVIDE SHOP DRAWINGS OF THE POLE AND FOOTING FOR APPROVAL.			A
POLE 13		NEW POWDER COATED BLACK SQUARE POLE C/W BASEPLATE AND RAGBOLT CONCRETE FOOTING . THE POLE SIZE AND HEIGHT IS TO MATCH THE EXISTING POLE 3. PROVIDE SHOP DRAWINGS OF THE POLE AND FOOTING FOR APPROVAL.			A
POLE 14		2700 HIGH 75 X 75 POWDER COATED BLACK POLE C/W BASEPLATE AND RAGBOLT CONCRETE FOOTING TO SUPPORT THE ENTRY FESTOON LIGHTS PROVIDE SHOP DRAWINGS OF THE POLE AND FOOTING FOR APPROVAL.			A
ACCESS PANEL (A/P)		NEW 600 X 600 FLUSH CEILING ACCESS PANEL BY THE BUILDER			A
CF		CEILING FAN C/W REMOTE CONTROL RAKED CEILING MOUNT	WHITE	TBA	A
E1	LED	EMERGENCY LIGHT: RECESSED NON-MAINTAINED EMERGENCY LIGHT. AS2293 CLASSIFICATION C0-D40 - C90-D40.	WHITE	CLEVERTRONICS LLIFE	A
EX	LED	EXIT LIGHT: MAINTAINED 24M VIEWING DISTANCE EXIT LIGHT C/W DIFFUSERS & DIRECTIONAL ARROWS AS SHOWN. CEILING OR WALL MOUNT BETWEEN 2100mm & 2700mm AFFL IF THERE IS NO VERTICAL SURFACE TO MOUNT THE FITTING ON WITHIN THIS RANGE CONFIRM THE MOUNTING HEIGHT WITH THE ENGINEER. AS2293 CLASSIFICATION C0-E2 - C90-E3.2.	WHITE	CLEVERTRONICS LUBPRO-SM	A
ONE-WAY LIGHT SWITCH		ONE-WAY LIGHT SWITCH C/W CIRCUIT IDENTIFICATION ON THE FACEPLATE BEHIND THE SURROUND MOUNTED AT 1000mm AFFL UNLESS NOTED OTHERWISE.	WHITE	CLIPSAL C2000 SERIES 30USM	A
MANUAL DALI POT DIMMER / LIGHT SWITCH		DALI POT C/W INTEGRAL 20 DALI DEVICE POWER SUPPLY C/W CIRCUIT IDENTIFICATION ON THE FACEPLATE BEHIND THE SURROUND MOUNTED AT 1000mm AFFL UNLESS NOTED OTHERWISE. FACTOR SET POWER ON RETURN TO LAST LEVEL.	WHITE	SMARTSCAPE DALI RD20 CLIPSAL C2000	A
TWO-WAY LIGHT SWITCH		TWO -WAY LIGHT SWITCH C/W CIRCUIT IDENTIFICATION ON THE FACEPLATE BEHIND THE SURROUND MOUNTED AT 1000mm AFFL UNLESS NOTED OTHERWISE.	WHITE	CLIPSAL C2000 SERIES 30USM	A




C3446a - MARABOON TAVERN, EMERALD - 2025 ALTERATIONS

C3446a-0002(A).xls

ELECTRICAL EQUIPMENT SCHEDULE

REVISION A - 03 MARCH 2025

THE LIGHT FITTING SUPPLIER CONTACT DETAILS MAY BE AVAILABLE ON THE EDG WEBSITE VIA THE FOLLOWING LINK www.edg.net.au/Links/Lighting.htm					
TYPE	LAMPS	DESCRIPTION	COLOUR / ACCESSORY	CATALOGUE No	REV
LIGHTING CONTROL SWITCH PANEL (SP1)		TBA			A
PROXIMITY DETECTOR SWITCH (PD)		ADJUSTABLE FLUSH RECESSED 360 DEGREE PIR PRESENCE DETECTOR TO OPERATE THE ASSOCIATED LIGHTS FOR A PRE-SET AMOUNT OF TIME. ADJUST THE TIME AND SENSITIVITY ON SITE AS DIRECTED BY THE ENGINEER. SUBMIT DETAILS OF THE MOVEMENT DETECTOR SWITCH FOR APPROVAL PRIOR TO ORDERING	WHITE	CLIPSAL	A
SINGLE POWER OUTLET		SINGLE POWER OUTLET C/W CIRCUIT IDENTIFICATION ON THE FACEPLATE BEHIND THE SURROUND MOUNT AT 300mm AFFL U.N.O. RATING 10A U.N.O.	WHITE UNLESS NOTED AS BLACK (BK)	CLIPSAL C2000 SERIES	A
DOUBLE POWER OUTLET		DOUBLE POWER OUTLET C/W CIRCUIT IDENTIFICATION ON THE FACEPLATE BEHIND THE SURROUND MOUNT AT 300mm AFFL U.N.O. RATING 10A U.N.O.	WHITE UNLESS NOTED AS BLACK (BK)	CLIPSAL C2000 SERIES	A
WEATHERPROOF POWER OUTLET (WP)		IP54 WEATHERPROOF SINGLE / DOUBLE POWER OUTLET AS NOTED ON DRAWING C/W COVER FLAP OVER SOCKET. MOUNT AT MINIMUM 1100mm AFFL U.N.O. RATING 10A U.N.O.	-	CLIPSAL WSCF227F	A
SPECIAL PURPOSE OUTLET		SPECIAL PURPOSE OUTLET TYPE AS NOTED. MOUNT AT 1350mm AFFL U.N.O. RATING 20A U.N.O. CONNECT TO EQUIPMENT VIA FLEXIBLE CONDUIT.			A
SINGLE-PHASE ISOLATOR		SINGLE-PHASE WEATHERPROOF ISOLATOR. MOUNT AT 1350mm AFFL U.N.O. RATING 20A U.N.O. CONNECT TO EQUIPMENT VIA FLEXIBLE CONDUIT.	-	CLIPSAL WHT20	A
THREE-PHASE ISOLATOR		THREE-PHASE WEATHERPROOF ISOLATOR. MOUNT AT 1350mm AFFL U.N.O. RATING 20A U.N.O. CONNECT TO EQUIPMENT VIA FLEXIBLE CONDUIT.	-	CLIPSAL WHT35	A
COMMUNICATIONS RACK (CR-A)		IT FREE STANDING 42 RU MINIMUM 800 DEEP 800 WIDE COMMUNICATIONS RACK CR-A PROVIDE A SHOP DRAWING OF THE RACK INCLUDING THE ARRANGEMENT OF EQUIPMENT PROVIDED WITHIN IT AS PART OF THE CONTRACT FOR APPROVAL. PROVIDE THE RACK WITH THE REQUIRED CAT 6 PATCH PANELS, CABLE MANAGEMENT AS PER THE SPECIFICATION. PROVIDE THE RACK WITH CASTERS.			A
COMMUNICATIONS RACK (CR-B)		SECURITY FREE STANDING 42 RU MINIMUM 800 DEEP 800 WIDE COMMUNICATIONS RACK CR-B PROVIDE A SHOP DRAWING OF THE RACK INCLUDING THE ARRANGEMENT OF EQUIPMENT PROVIDED WITHIN IT AS PART OF THE CONTRACT FOR APPROVAL. PROVIDE THE RACK WITH THE REQUIRED CAT 6 PATCH PANELS, CABLE MANAGEMENT AS PER THE SPECIFICATION. PROVIDE THE RACK WITH CASTERS.			A
COMMUNICATIONS RACK (CR-C)		AV FREE STANDING 42 RU MINIMUM 600 DEEP 800 WIDE RACK CR-C PROVIDE A SHOP DRAWING OF THE RACK. PROVIDE THE RACK WITH CASTERS.			A




C3446a - MARABOON TAVERN, EMERALD - 2025 ALTERATIONS

C3446a-0002(A).xls

ELECTRICAL EQUIPMENT SCHEDULE

REVISION A - 03 MARCH 2025

THE LIGHT FITTING SUPPLIER CONTACT DETAILS MAY BE AVAILABLE ON THE EDG WEBSITE VIA THE FOLLOWING LINK www.edg.net.au/Links/Lighting.htm					
TYPE	LAMPS	DESCRIPTION	COLOUR / ACCESSORY	CATALOGUE No	REV
COMMUNICATIONS OUTLET		RJ45 CAT-6 COMMUNICATIONS OUTLET, CABLED BACK TO CR-A WITH NEW CAT 6 PATCH PANELS AS REQUIRED VIA 4-PAIR CAT-6 UTP CABLE. MOUNT UP TO 3 RJ45 OUTLETS PER MULTI-GANG FACEPLATE WITH SEPARATE PERMANENT LABELLING FOR EACH OUTLET. MOUNT AT 300 AFFL UNLESS NOTED OTHERWISE	WHITE UNLESS NOTED AS BK (BLACK)	CLIPSAL "C2000 SERIES"	A
TV COMMUNICATIONS OUTLET		RJ45 CAT-6 COMMUNICATIONS OUTLET, CABLED BACK TO CR-C WITH NEW CAT 6 PATCH PANELS AS REQUIRED VIA 4-PAIR CAT-6 UTP CABLE. MOUNT UP TO 3 RJ45 OUTLETS PER MULTI-GANG FACEPLATE WITH SEPARATE PERMANENT LABELLING FOR EACH OUTLET. MOUNT AT 300 AFFL UNLESS NOTED OTHERWISE	WHITE UNLESS NOTED AS BK (BLACK)	CLIPSAL "C2000 SERIES"	A
CCTV CAMERA INTERNAL POSITIONS		SURFACE MOUNTED COLOUR FIXED TURRET CAMERA CABLED TO A CAT 6 CAMERA PATCH PANEL WITHIN THE COMMUNICATIONS RACK CR-3 VIA 4-PAIR CAT-6 UTP CABLE.	WHITE	HIKVISION DS-2CD2347G2-L	A
CCTV CAMERA EXTERNAL POSITIONS		SURFACE MOUNTED IR FIXED TURRET CAMERA CABLED TO A CAT 6 CAMERA PATCH PANEL WITHIN THE COMMUNICATIONS RACK CR-3 VIA 4-PAIR CAT-6 UTP CABLE.	WHITE	HIKVISION DS-2CD2345G0P-1	A
CCTV MONITOR (SM)		28 INCH CCTV MONITOR TO BE PROVIDED WITH AN ADJUSTABLE WALL MOUNTING BRACKET A 240 VOLT GPO AND COMMUNICATIONS OUTLET FOR CONNECTION TO THE CCTV SYSTEM. THE POSITION OF THE MONITOR WILL BE CONFIRMED ON SITE BY THE CLIENTS REPRESENTATIVE. SUBMIT DETAILS OF THE MOUNTING BRACKET FOR APPROVAL,	BLACK	SAMSUNG S27A804UJN / LS27A804UJNXGO	A
HDMI POINT 1 (H1)		HDMI POINT TO BE ADVISED			A
HDMI POINT 2 (H2)		HDMI POINT TO BE ADVISED			A
DB-A		EXISTING DISTRIBUTION BOARD TO BE UPGRADED REMOVE THE FCL AND ADJUST THE POSITION OF THE MCCB AS PER THE NOTES AND THE DISTRIBUTION BOARD ELEVATION REMOVE THE SWITCHBOARD DOORS, THE DISTRIBUTION CHASSIS AND ESCUTCHEON. PROVIDE A NEW CUSTOM ENCLOSURE CONTAINING THE TWO DIN STYLE DISTRIBUTION CHASSIS WITH THE ENCLOSURE MOUNTED OVER THE TOP OF THE EXISTING DB-A. RECONNECT ALL OF THE EXISTING DB-A CIRCUITS THAT REMAIN WITH NEW AS3000 2018 COMPLIANT SWITCHGEAR THAT MATCHES THE EXISTING IN CAPACITY AND FUNCTION. UPDATE THE CIRCUIT SCHEDULE AT PRACTICAL COMPLETION.			A
DB-K		EXISTING DISTRIBUTION BOARD DB-K THE CHASSIS AND CIRCUITS ARE TO REMAIN AS IS REMOVE THE FCL AND ADJUST THE POSITION OF THE MCCB AS PER THE NOTES AND THE DISTRIBUTION BOARD ELEVATION REMOVE THE SWITCHBOARD DOORS.			A




C3446a - MARABOON TAVERN, EMERALD - 2025 ALTERATIONS

C3446a-0002(A).xls

ELECTRICAL EQUIPMENT SCHEDULE

REVISION A - 03 MARCH 2025

THE LIGHT FITTING SUPPLIER CONTACT DETAILS MAY BE AVAILABLE ON THE EDG WEBSITE VIA THE FOLLOWING LINK www.edg.net.au/Links/Lighting.htm					
TYPE	LAMPS	DESCRIPTION	COLOUR / ACCESSORY	CATALOGUE No	REV
MSB		EXISTING MAIN SWITCHBOARD TO REMAIN AS IS			A
FIRE INDICATOR PANEL (FIP)		BY GOLDCOAST FIRE. BRIGADE MONITORED AS 1670 COMPLAINT FIRE INDICATOR PANEL INCORPORATING THE FDCIE AND EWCI. REFER TO THE SPECIFICATION FOR ADDITIONAL DETAILS. REMOVE THE EXISTING FIRE ALARM SYSTEM ALL CABLING AND COMPONENTS.			A
FIRE MANUAL CALL POINT		BY GOLDCOAST FIRE. AS1670 MANUAL CALL POINT MOUNTED ON THE FIP			A
RECESSED FIRE EVACUATION SPEAKER		BY GOLDCOAST FIRE. RECESSED 5W 8-INCH CONE ALERT AND EVACUATION SPEAKER TO AS1670.1 C/W 100V MULTI-TAP TRANSFORMER AND FLUSH GRILLE PAINTED OUT TO MATCH THE CEILING. IN LOCATIONS THE RECESSED SPEAKER IS SHOWN ON AN EXISTING ASBESTOS CEILING IT IS TO BE PROVIDED AS A SURFACE MOUNTED SPEAKER.			A
SURFACE FIRE EVACUATION SPEAKER		BY GOLDCOAST FIRE. SURFACE MOUNTED 5W 8-INCH CONE ALERT AND EVACUATION SPEAKER TO AS1670.1 C/W 100V MULTI-TAP TRANSFORMER AND FLUSH GRILLE / MOUSING PAINTED OUT TO MATCH THE CEILING.			A
FIRE EVACUATION HORN		BY GOLDCOAST FIRE. SURFACE MOUNTED TWO-TONE 30W ALERT AND EVACUATION HORN SPEAKER TO AS1670.1 C/W 100V MULTI-TAP TRANSFORMER. MOUNT AT HIGH LEVEL.			A
SMOKE DETECTOR		BY GOLDCOAST FIRE. SURFACE MOUNTED SMOKE DETECTOR TO AS1670. BK INDICATES THE DETECTOR IS TO BE PROVIDED AS BLACK.			A
CONCEALED SMOKE DETECTOR		BY GOLDCOAST FIRE. CONCEALED SMOKE DETECTOR TO AS1670 C/E REMOTE INDICATOR AND FAMCO ACCESS BRACKET			A
THERMAL DETECTOR		BY GOLDCOAST FIRE. SURFACE MOUNTED THERMAL DETECTOR TO AS1670. BK INDICATES THE DETECTOR IS TO BE PROVIDED AS BLACK TYPE AS NOTED TYPE AS NOTED			A
THERMAL DETECTOR IN DUCT		BY GOLDCOAST FIRE. DUCT PROBE THERMAL DETECTOR TO AS1670.1			A
FIRE ALARM SYSTEM DOOR INTERFACE		FIRE ALARM FAILSAFE INTERFACE TO UNLOCK THE DOOR UPON A FIRE ALARM			A
VISUAL ALARM		BY GOLDCOAST FIRE. FIRE ALARM STROBE LIGHT AS PER AS1670.1			A
CONTACTOR C1		BY GOLDCOAST FIRE. 32 AMP AC3 CONTACTOR TO BE LOCATED IN THE COOKING EQUIPMENT ISOLATION ENCLOSURE TO CONTROL THE POWER SUPPLIES TO THE ELECTRIC COOKING EQUIPMENT LOCATED UNDER THE KITCHEN EXHAUST HOOD CANOPY. THE POWER IS TO BE ISOLATED UPON AN ALARM FROM THE FIP OR OPERATION OF THE FIRE SUPPRESSION SYSTEM FSS. PROVIDE A CONTROL SIGNAL FROM C1 TO THE MSSB TO CONTROL THE KITCHEN EXHAUST FAN.			A
FIRE SUPPRESSION SYSTEM (FSS)		EXISTING FIRE SUPPRESSION SYSTEM. CONNECT THE MECHANICAL CONTACTS IN THE FIRE SUPPRESSION SYSTEM TO THE FIP AND THE CONTROLLER SUCH THAT THE OPERATION OF THE FIRE SUPPRESSION SYSTEM FSS GENERATES AN ALARM IN THE FIP AND ISOLATES THE GAS SUPPLY.			A



C3446a - MARABOON TAVERN, EMERALD - 2025 ALTERATIONS

C3446a-0002(A).xls

ELECTRICAL EQUIPMENT SCHEDULE

REVISION A - 03 MARCH 2025

THE LIGHT FITTING SUPPLIER CONTACT DETAILS MAY BE AVAILABLE ON THE EDG WEBSITE VIA THE FOLLOWING LINK
www.edg.net.au/Links/Lighting.htm

TYPE	LAMPS	DESCRIPTION	COLOUR / ACCESSORY	CATALOGUE No	REV
OSG 1000V PLUS		BY GOLDCOAST FIRE. EXHAUST HOOD CONTROLLER ALL CONTROLS OSG MERLIN 1000V PLUS WALL RECESSED GAS AND ELECTRIC ISOLATION CONTROLLER C/W VENTILATION INTERLOCKING AND GAS PROVING. PROVIDE THE CONTROLLER WITH A RECESS TRIM KIT.			A
GAS VALVE (GV)		BY GOLDCOAST FIRE. GAS VALVE ASSEMBLY ALL CONTROLS OSG GVTJ 500MM GAS VALVE TRANSDUCER JUNCTION BOX TO BE MOUNTED IN LINE WITH THE GAS SUPPLY TO THE ASSOCIATED HOODS COOKING EQUIPMENT. THE SYSTEM IS TO BE PROVIDED AS A PRE ASSEMBLED UNIT INCLUDING: - OSG-GSV50-240 50MM 230 VAC GAS SOLENOID VALVE C/W TEST POINTS. - TWO 50MM F/F ISOLATING BALL VALVES. - TWO 50MM M/F GAS UNIONS. - TWO 50MM NIPPLES. - IP54 JUNCTION BOX. - 1000MM LONG ELECTRICAL CONNECTION C/W 6 PIN CONNECTOR BETWEEN THE JUNCTION BOX AND THE SOLENOID VALVE / PRESSURE TRANSDUCER. MOUNT THE JUNCTION BOX ADJACENT THE SOLENOID WITH THE CABLE LENGTH SHORTENED WHERE PRACTICAL. PROVIDE THE GAS VALVE ASSEMBLY TO THE GAS SUB CONTRACTOR TO INSTALL.			A
AIR PRESSURE SWITCH (APS)		BY GOLDCOAST FIRE. ALL CONTROLS OSG APS AIR PRESSURE DIFFERENTIAL SWITCH MOUNTED WITHIN THE KITCHEN EXHAUST HOOD EXHAUST DUCT.			A
RELAY 1 (R1)		BY GOLDCOAST FIRE. CONTROL RELAY 1 TO BE LOCATED IN THE COOKING EQUIPMENT ISOLATION ENCLOSURE TO INTERFACE THE CONTROLLER TO THE ELECTRIC COOKING EQUIPMENT CONTACTOR C1.			A
RELAY 2 (R2)		BY GOLDCOAST FIRE. CONTROL RELAY 2 TO BE LOCATED IN THE GAS SHUTDOWN IO ENCLOSURE TO INTERFACE THE FIP ALARM OUTPUT TO THE CONTROLLER.			A
RELAY 3 (R3)		BY GOLDCOAST FIRE. CONTROL RELAY 3 TO BE LOCATED IN THE GAS SHUTDOWN IO ENCLOSURE TO INTERFACE THE FIP ALARM INPUT FROM THE FIRE SUPPRESSION SYSTEM FSS.			A